

# CELO

**Multifunction  
frame plug  
MFR**

**MFR  
Ø10  
IMPROVED**



# Multifunction frame plug MFR



## Assortment



- SB TX
- zinc plated
  - stainless steel A4
  - hot-dip galvanized

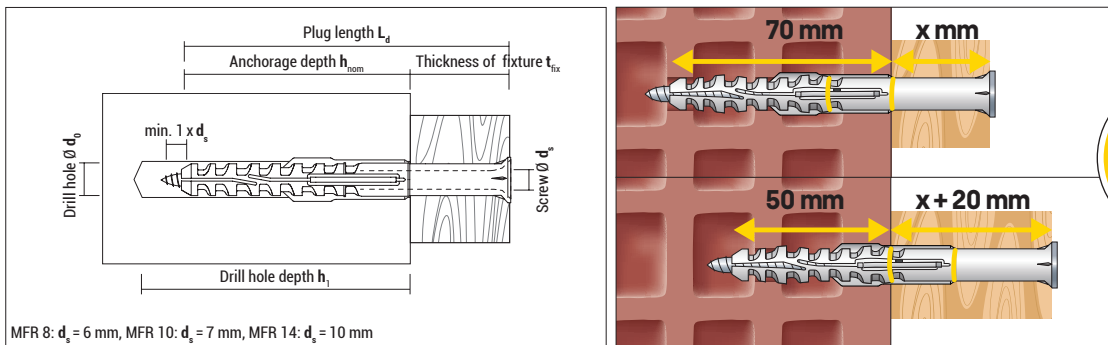


- SB SSKS
- zinc plated
  - stainless steel A4
  - hot-dip galvanized



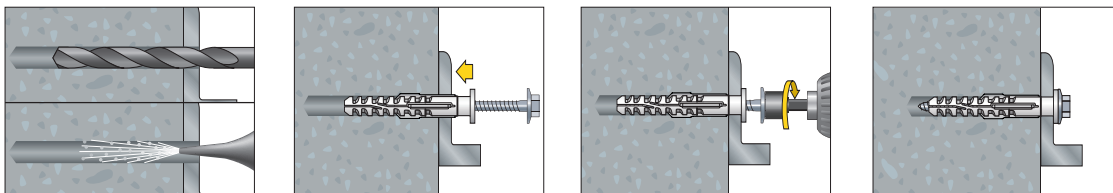
- FB SSKS
- zinc plated
  - stainless steel A4

## Mounting



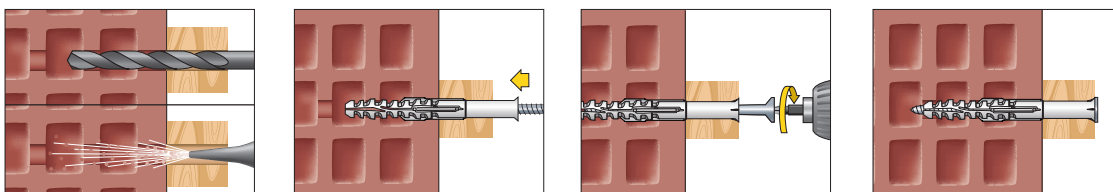
### Setting depth 50 mm

Mounting flat rim plug, hex-head screw with integral washer

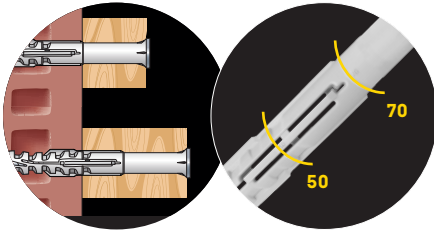


### Setting depth 70 mm

Mounting countersunk plug with countersunk screw



## MFR 10 Advantages



**Setting depth 50 mm and 70 mm**  
for a big variety  
of applications

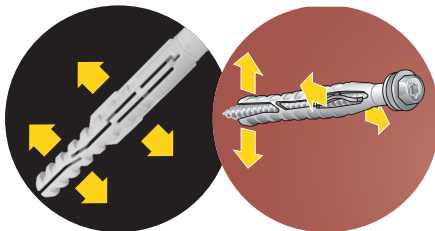


**Wide range:**

- zinc plated
- stainless steel A4
- hot-dip galvanized




**European Technical Assessment**  
for concrete and masonry  
[see ETA]



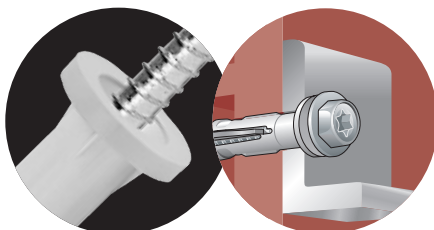
Long expansion area and early  
expansion achieved by **lateral**  
**bars** ensure **secure hold**



Ageing, weather and  
UV-resistant **Nylon**



All lengths  
**pre-assembled**



Flat rim plug prevents  
**contact corrosion**



Countersunk plug for  
**smooth mounting**  
in fixture



**Multifunctional head**  
with hex-head and  
TX-drive

## MFR 10 Application examples



Ideally suitable for  
metal facade  
substructures



Ideally suitable for  
wooden facade  
substructures

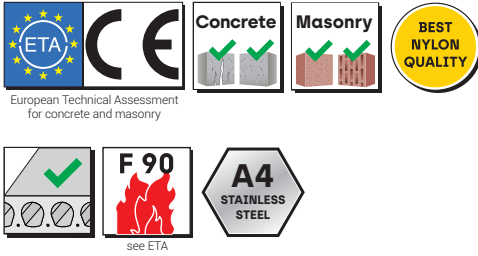


Approved for  
precast prestressed  
hollow core slabs




Approved by company  
Hörmann for  
**fire protection doors**  
in solid building materials

### Approvals and certificates



### Suitable building materials



- Concrete
- Solid brick
- Solid sand-lime brick
- Lightweight solid concrete blocks
- Aerated concrete
- Hollow brick
- Hollow sand-lime brick
- Lightweight hollow concrete blocks
- Natural stone
- Lightweight hollow concrete blocks

Approved for **all** base materials (see ETA).

### Loads MFR F<sub>per</sub>

Type	Anchorage depth h <sub>nom</sub> [mm]	Concrete		Solid brick		Solid sand-lime brick		Hollow brick HLz 12 F <sub>per</sub> [kN]	Hollow sand-lime brick KSL 12 F <sub>per</sub> [kN]	Hollow concrete block Hbn 25 F <sub>per</sub> [kN]	Aerated concrete			Precast prestressed hollow core slabs C45/55 N <sub>per</sub> [kN]	Permissible bending moment for zinc plated screws M <sub>per</sub> [Nm]
		N <sub>per</sub> [kN]	V <sub>per</sub> [kN]	Mz 10 F <sub>per</sub> [kN]	Mz 20 F <sub>per</sub> [kN]	KS 10 F <sub>per</sub> [kN]	KS 20 F <sub>per</sub> [kN]				P2 F <sub>per</sub> [kN]	P4 F <sub>per</sub> [kN]	P6 F <sub>per</sub> [kN]		
MFR 8	50	0,99	3,31	0,26	0,43	0,57	0,86	0,14	0,21	0,34	-	-	-	1,39	5,03
MFR 10	50	0,99	4,86	0,71	1,00	0,71	1,14	0,34	0,43	0,71	-	-	-	-	8,74
MFR 10	70	1,59	4,86	0,57	0,86	0,57	0,86	0,21	0,26	0,21	0,14	0,43	0,71	0,48	8,74
MFR 14	70	1,79	8,69	0,86	1,29	0,86	1,29	0,21	0,34	-	0,11	0,43	0,71	-	20,97

F<sub>per resp. N<sub>per</sub></sub>; F<sub>per</sub> = permissible load in all directions, N<sub>per</sub> = permissible tension load  
 (For MFR with hot-dip galvanized screw: These values can be used as recommended loads)  
 Values apply to an average temperature range in the wall of max. + 24° C (temporarily + 40° C).  
 If the sustained average temperature is +50° C (temporarily +80° C) load capacities are reduced. In this case, refer to the approval.  
 For further information regarding masonry (brick types and sizes) please refer to the approval.

### Spacing and edge distance

Type	Anchorage depth h <sub>nom</sub> [mm]	Distances	Concrete ≥ C16/ 20 [mm]	Solid brick Mz/ Solid sand-lime brick KS		Hollow brick HLz/ Hollow sand-lime brick KSL		Aerated concrete					
				single plug [mm]	group of plugs [mm]	single plug [mm]	group of plugs [mm]	P2		P4		P6	
								single plug [mm]	group of plugs [mm]	single plug [mm]	group of plugs [mm]	single plug [mm]	group of plugs [mm]
MFR 8	50	Axial spacing a/s <sub>2,min</sub> parallel to edge	50	250	400	250	400	-	-	-	-	-	-
MFR 10	50		50	250	400	250	200	-	-	-	-	-	-
MFR 10	70		50	250	400	250	400	250	200	250	300	250	400
MFR 14	70		100	250	400	250	480*/400	250	200	250	300	250	400
MFR 8	50	Axial spacing a/s <sub>1,min</sub> perpendicular to edge	50	250	200	250	200	-	-	-	-	-	-
MFR 10	50		50	250	200	250	200	-	-	-	-	-	-
MFR 10	70		50	250	200	250	200	250	100	250	150	250	200
MFR 14	70		100	250	200	250	240*/200	250	100	250	150	250	200
MFR 8	50	Min. edge distance C <sub>min</sub>	60	100	100	100	100	-	-	-	-	-	-
MFR 10	50		50	65	100	100	100	-	-	-	-	-	-
MFR 10	70		60	100	100	100	100	50	50	75	75	100	100
MFR 14	70		100	100	100	120*/100	120*/100	50	50	75	75	100	100
MFR 8	50	Min. thickness of structural part h <sub>min</sub>	100					-	-	-	-	-	-
MFR 10	50		100	depending on brick format		depending on brick format		-	-	-	-	-	-
MFR 10	70		110					100	100	100	100	100	100
MFR 14	70		120					100	100	100	100	100	100

\* Value applies to HLz

# MFR Assortment






Countersunk plug  
TX-Countersunk screw

SB  
TX



## MFR SB TX, zinc plated




Type	Art-No	d <sub>0</sub> [mm]	h <sub>1</sub> ≥ [mm]	h <sub>nom</sub> ≥ [mm]	L <sub>d</sub> [mm]	t <sub>fix</sub> ≤ [mm]	Recess		 [pcs]	 [pcs]
8-60	9860MFRST	8	60	50	60	10	TX 30	●	100	800
8-80	9880MFRST	8	60	50	80	30	TX 30	●	100	800
8-100	98100MFRST	8	60	50	100	50	TX 30	●	50	400
8-120	98120MFRST	8	60	50	120	70	TX 30	●	50	400
10-80	91080MFRST	10	60/80	50/70	80	30/10	TX 40	●	50	400
10-100	910100MFRST	10	60/80	50/70	100	50/30	TX 40	●	50	400
10-115	910115MFRST	10	60/80	50/70	115	65/45	TX 40	●	50	400
10-135	910135MFRST	10	60/80	50/70	135	85/65	TX 40	●	50	400
10-160	910160MFRST	10	60/80	50/70	160	110/90	TX 40	●	50	400
10-200	910200MFRST50	10	60/80	50/70	200	150/130	TX 40	●	50	–
10-240	910240MFRST50	10	60/80	50/70	240	190/170	TX 40	●	50	–
10-280	910280MFRST50	10	60/80	50/70	280	230/210	TX 40	●	50	–
10-320	910320MFRST50	10	60/80	50/70	320	270/250	TX 40	●	50	–
14-80	91480MFRST	14	85	70	80	10	TX 50	●	25	200
14-110	914110MFRST	14	85	70	110	40	TX 50	●	25	200
14-140	914140MFRST	14	85	70	140	70	TX 50	●	25	200
14-170*	914170MFRST	14	85	70	170	100	TX 50	●	25	200
14-200*	914200MFRST	14	85	70	200	130	TX 50	●	25	200
14-230*	914230MFRST	14	85	70	230	160	TX 50	●	25	200
14-270*	914270MFRST	14	85	70	270	200	TX 50	●	25	–

\* not pre-assembled





## MFR SB TX, stainless steel A4



Type	Art-No	d <sub>0</sub> [mm]	h <sub>1</sub> ≥ [mm]	h <sub>nom</sub> ≥ [mm]	L <sub>d</sub> [mm]	t <sub>fix</sub> ≤ [mm]	Recess		 [pcs]	 [pcs]
8-80 A4	9X880MFRST	8	60	50	80	30	TX 30	●	100	800
8-100 A4	9X8100MFRST	8	60	50	100	50	TX 30	●	50	400
10-80 A4	9X1080MFRST	10	60/80	50/70	80	30/10	TX 40	●	50	400
10-100 A4	9X10100MFRST	10	60/80	50/70	100	50/30	TX 40	●	50	400
10-115 A4	9X10115MFRST	10	60/80	50/70	115	65/45	TX 40	●	50	400
10-135 A4	9X10135MFRST	10	60/80	50/70	135	85/65	TX 40	●	50	400
10-160 A4	9X10160MFRST	10	60/80	50/70	160	110/90	TX 40	●	50	400
10-200 A4	9X10200MFRST	10	60/80	50/70	200	150/130	TX 40	●	50	–



## MFR SB TX, hot-dip galvanized

Type	Art-No	d <sub>0</sub> [mm]	h <sub>1</sub> ≥ [mm]	h <sub>nom</sub> ≥ [mm]	L <sub>d</sub> [mm]	t <sub>fix</sub> ≤ [mm]	Recess	 [pcs]	 [pcs]
10-100 HD	9HD10100MFRST	10	60/80	50/70	100	50/30	TX 40	50	400
10-135 HD	9HD10135MFRST	10	60/80	50/70	135	85/65	TX 40	50	400
10-160 HD	9HD10160MFRST	10	60/80	50/70	160	110/90	TX 40	50	400

# MFR Assortment



**Countersunk plug**  
**Hex-head screw**  
with integral washer and TX drive

**SB**  
**SSKS**

Ø- integral washer

MFR 8  
Ø 17 mm

MFR 10  
Ø 19 mm

MFR 14  
Ø 22 mm



## MFR SB SSKS, zinc plated

Type	Art-No	d <sub>0</sub> [mm]	h <sub>1</sub> ≥ [mm]	h <sub>nom</sub> ≥ [mm]	L <sub>d</sub> [mm]	t <sub>fix</sub> ≤ [mm]	Drive/ Recess		 [pcs]	 [pcs]
8-60	9860MFRSB	8	60	50	60	10	SW10/TX 30	●	100	800
8-80	9880MFRSB	8	60	50	80	30	SW10/TX 30	●	100	800
8-100	98100MFRSB	8	60	50	100	50	SW10/TX 30	●	50	400
8-120	98120MFRSB	8	60	50	120	70	SW10/TX 30	●	50	400
10-80	91080MFRSB	10	60 / 80	50 / 70	80	30 / 10	SW13/TX 40	●	50	400
10-100	910100MFRSB	10	60 / 80	50 / 70	100	50 / 30	SW13/TX 40	●	50	400
10-115	910115MFRSB	10	60 / 80	50 / 70	115	65 / 45	SW13/TX 40	●	50	400
10-135	910135MFRSB	10	60 / 80	50 / 70	135	85 / 65	SW13/TX 40	●	50	400
10-160	910160MFRSB	10	60 / 80	50 / 70	160	110 / 90	SW13/TX 40	●	50	400
10-200	910200MFRSB50	10	60 / 80	50 / 70	200	150 / 130	SW13/TX 40	●	50	-
10-240	910240MFRSB50	10	60 / 80	50 / 70	240	190 / 170	SW13/TX 40	●	50	-
14-80	91480MFRSB	14	85	70	80	10	SW17/TX 50	●	25	200
14-110	914110MFRSB	14	85	70	110	40	SW17/TX 50	●	25	200
14-140	914140MFRSB	14	85	70	140	70	SW17/TX 50	●	25	200
14-170*	914170MFRSB	14	85	70	170	100	SW17/TX 50	●	25	200
14-200*	914200MFRSB	14	85	70	200	130	SW17/TX 50	●	25	200
14-230*	914230MFRSB	14	85	70	230	160	SW17/TX 50	●	25	-
14-270*	914270MFRSB	14	85	70	270	200	SW17/TX 50	●	25	-

\* not pre-assembled



## MFR SB SSKS, stainless steel A4

Type	Art-No	d <sub>0</sub> [mm]	h <sub>1</sub> ≥ [mm]	h <sub>nom</sub> ≥ [mm]	L <sub>d</sub> [mm]	t <sub>fix</sub> ≤ [mm]	Drive/ Recess		 [pcs]	 [pcs]
10-80 A4	9X1080MFRSB	10	60 / 80	50 / 70	80	30 / 10	SW13/TX 40	●	50	400
10-100 A4	9X10100MFRSB	10	60 / 80	50 / 70	100	50 / 30	SW13/TX 40	●	50	400
10-115 A4	9X10115MFRSB	10	60 / 80	50 / 70	115	65 / 45	SW13/TX 40	●	50	400
10-135 A4	9X10135MFRSB	10	60 / 80	50 / 70	135	85 / 65	SW13/TX 40	●	50	400
10-160 A4	9X10160MFRSB	10	60 / 80	50 / 70	160	110 / 90	SW13/TX 40	●	50	400
10-200 A4	9X10200MFRSB	10	60 / 80	50 / 70	200	150 / 130	SW13/TX 40	●	50	-



## MFR SB SSKS, hot-dip galvanized

Type	Art-No	d <sub>0</sub> [mm]	h <sub>1</sub> ≥ [mm]	h <sub>nom</sub> ≥ [mm]	L <sub>d</sub> [mm]	t <sub>fix</sub> ≤ [mm]	Drive/ Recess	 [pcs]	 [pcs]
10-100 HD	9HD10100MFRSB	10	60 / 80	50 / 70	100	50 / 30	SW13/TX 40	50	400
10-135 HD	9HD10135MFRSB	10	60 / 80	50 / 70	135	85 / 65	SW13/TX 40	50	400
10-160 HD	9HD10160MFRSB	10	60 / 80	50 / 70	160	110 / 90	SW13/TX 40	50	400



## MFR Assortment



**Flat rim plug**  
**Hex-head screw**  
with integral washer and TX drive

**FB**  
**SSKS**

Ø- integral washer

MFR 8  
Ø 17 mm

MFR 10  
Ø 19 mm

MFR 14  
Ø 22 mm



### MFR FB SSKS, zinc plated

Type	Art-No	d <sub>0</sub> [mm]	h <sub>1</sub> ≥ [mm]	h <sub>nom</sub> ≥ [mm]	L <sub>d</sub> [mm]	t <sub>fix</sub> ≤ [mm]	Drive/ Recess	ETA	[pcs]	[pcs]
8-60	9860MFRFB	8	60	50	60	10	SW10/TX 30	●	100	800
8-80	9880MFRFB	8	60	50	80	30	SW10/TX 30	●	100	800
10-80	91080MFRFB	10	60 / 80	50 / 70	80	30 / 10	SW13/TX 40	●	50	400
10-100	910100MFRFB	10	60 / 80	50 / 70	100	50 / 30	SW13/TX 40	●	50	400
14-80	91480MFRFB	14	85	70	80	10	SW17/TX 50	●	25	200
14-110	914110MFRFB	14	85	70	110	40	SW17/TX 50	●	25	200
14-140	914140MFRFB	14	85	70	140	70	SW17/TX 50	●	25	200



### MFR FB SSKS, stainless steel A4



Type	Art-No	d <sub>0</sub> [mm]	h <sub>1</sub> ≥ [mm]	h <sub>nom</sub> ≥ [mm]	L <sub>d</sub> [mm]	t <sub>fix</sub> ≤ [mm]	Drive/ Recess	ETA	[pcs]	[pcs]
10-80 A4	9X1080MFRFB	10	60 / 80	50 / 70	80	30 / 10	SW13/TX 40	●	50	400
10-100 A4	9X10100MFRFB	10	60 / 80	50 / 70	100	50 / 30	SW13/TX 40	●	50	400

## MFR Single lable



### MFR SB TX, zinc plated

Countersunk plug with countersunk screw

Type	Art-No	d <sub>0</sub> [mm]	h <sub>1</sub> ≥ [mm]	h <sub>nom</sub> ≥ [mm]	L <sub>d</sub> [mm]	t <sub>fix</sub> ≤ [mm]	Recess	ETA	[pcs]
10-80	11080MFRST	10	60 / 80	50 / 70	80	30 / 10	TX 40	●	50
10-100	110100MFRST	10	60 / 80	50 / 70	100	50 / 30	TX 40	●	50
10-115	110115MFRST	10	60 / 80	50 / 70	115	65 / 45	TX 40	●	50
10-135	110135MFRST	10	60 / 80	50 / 70	135	85 / 65	TX 40	●	50
10-160	110160MFRST	10	60 / 80	50 / 70	160	110 / 90	TX 40	●	50
10-200	110200MFRST	10	60 / 80	50 / 70	200	150 / 130	TX 40	●	50



### MFR FB SSKS, zinc plated

Flat rim plug, hex-head screw with integral washer

Type	Art-No	d <sub>0</sub> [mm]	h <sub>1</sub> ≥ [mm]	h <sub>nom</sub> ≥ [mm]	L <sub>d</sub> [mm]	t <sub>fix</sub> ≤ [mm]	Drive/ Recess	ETA	[pcs]
10-80	11080MFRFB	10	60 / 80	50 / 70	80	30 / 10	SW13/TX40	●	50
10-100	110100MFRFB	10	60 / 80	50 / 70	100	50 / 30	SW13/TX40	●	50



CELO Befestigungssysteme GmbH  
Industriestraße 6  
D-86551 Aichach  
[www.celofixings.com](http://www.celofixings.com)  
Hotline: +49 (0) 8251-90485-0  
Telefax: +49 (0) 8251-90485-49  
E-mail: [info@celofixings.de](mailto:info@celofixings.de)

## Small Things Matter

Presented by:

EN 02/20

Technical products and illustrations are subject to change. The reprint of this brochure, in part or in whole, is prohibited.  
CELO Befestigungssysteme GmbH accepts no liability for the correctness of the information provided.